

GEOTUB PANEL



SQUARE AND RECTANGULAR COLUMN FORMWORK



GEOTUB PANEL

Geotub Panel is a simple and straightforward column formwork. The panels are optimised for fast forming, each panel dedicated to one single size for maximum simplicity. Geotub Panel was developed following the feedback from customers and targets some very simple requests:

AS SIMPLE AS POSSIBLE

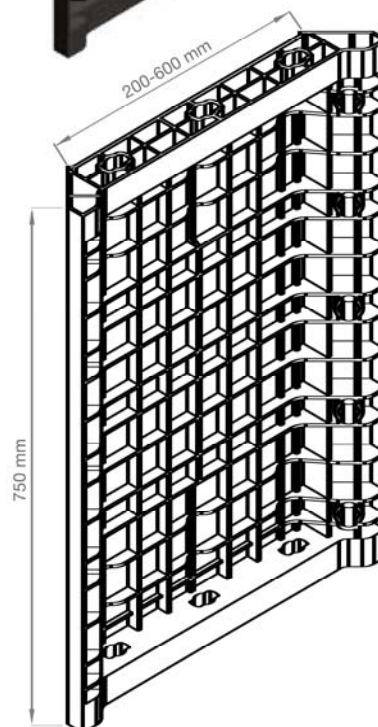

AS LIGHT AS POSSIBLE

AS AFFORDABLE AS POSSIBLE

The result is a series of panels 750 mm tall which deviate from the 605 mm standard of the rest of Geoplast formwork with the goal of reducing by 25% the number of panels per column. The fact that each panel forms one size only makes it extremely simple to learn to use as there is one only way to set it up.

The maximum panel weight is 7.5 kg making Geotub Panel an extremely agile formwork, suitable for small teams working on sites with limited crane access. The bare essentials approach to this formwork make it the most affordable of the Geoplast range.

Geotub Panel elements feature an integrated chamfer: this design means a simpler set-up of the column formwork and fewer parts to manage on site.



Element	Dimensions (mm)	Contact surface (m ²)	Weight (kg)
GEOTUB PANEL 20	200 x H750	0.150	3.05
GEOTUB PANEL 23	230 x H750	0.173	3.36
GEOTUB PANEL 25	250 x H750	0.188	3.41
GEOTUB PANEL 30	300 x H750	0.225	3.81
GEOTUB PANEL 35	350 x H750	0.263	4.58
GEOTUB PANEL 40	400 x H750	0.300	5.18
GEOTUB PANEL 45	450 x H750	0.338	5.83
GEOTUB PANEL 50	500 x H750	0.375	6.23
GEOTUB PANEL 55	550 x H750	0.413	6.79
GEOTUB PANEL 60	600 x H750	0.450	7.02


ALL THE COMBINATIONS

CUSTOMIZABLE MODULAR SYSTEM


size (mm)	200	230	250	300	350	400	450	500	550	600
200	200 x 200	200 x 230	200 x 250	200 x 300	200 x 350	200 x 400	200 x 450	200 x 500	200 x 550	200 x 600
230		230 x 230	230 x 250	230 x 300	230 x 350	230 x 400	230 x 450	230 x 500	230 x 550	230 x 600
250			250 x 250	250 x 300	250 x 350	250 x 400	250 x 450	250 x 500	250 x 550	250 x 600
300				300 x 300	300 x 350	300 x 400	300 x 450	300 x 500	300 x 550	300 x 600
350					350 x 350	350 x 400	350 x 450	350 x 500	350 x 550	350 x 600
400						400 x 400	400 x 450	400 x 500	400 x 550	400 x 600
450							450 x 450	450 x 500	450 x 550	450 x 600
500								500 x 500	500 x 550	500 x 600
550									550 x 550	550 x 600
600										600 x 600

55
COMBINATIONS


- H 3 meters = 16 GEOTUB PANEL (8+8 with handles)
- H 3 meters = 16 GEOTUB PANEL (8+8 with handles + 6 tie rods of 1 m + 12 anchor nuts)
- H 3 meters = 16 GEOTUB PANEL (8+8 with handles + 12 tie rods of 1 m + 24 anchor nuts)



no ties



ties spanning in one direction



ties in both directions



COLUMN FORMWORK

Geotub Panel is a self-contained formwork system, the 750 mm panel length optimised for minimal number of elements per column box.

All elements of the Geotub Panel range combine with each other, achieving a large number of size permutations.



A MODULAR PANEL SYSTEM

Geotub Panel is a real workhorse, capable of replacing timber or steel-frame formwork on virtually any construction site. Its simple set-up requires minimal training, the low weight renders it totally crane-independent.

Geotub Panel is perfectly suited to sites with multiple columns of the same size, providing a cost-effective investment.

